


bc 035

With common goals together on top

Tool grinding lies at the heart of the economic viability of modern grinding shops and sawmills. Today's sawmills, grinding shops and saw blade manufacturers expect reliability and the highest quality when undertaking saw blade maintenance.

Due to the high flexibility, our expert team is always in a position to meet with the current requirements. Customer focus is not only written, it is lived daily. With the slogan „together on top“ ISELI wants to realize common goals with the customers



The system engineering of our products results in the highest functionality and ease of maintenance. Custom-tailored requirements are mostly realized. ISELI consistently relies on the latest technologies and long-life components – of course, the maintenance- and repair costs are kept as low as possible. Quality that pays off!

To support a smooth work at our customers, we at ISELI offer an excellent after-sale service and can supply 95% of original spare-parts from stock.

Precision, economic viability and innovation

ISELI is one of the leading providers in the processing of band-, gang- and circular saws. The ISELI team in Schötz produces all machines in Switzerland and guarantees a high technical know-how with experience for more than 70 years.



Technologies for band saws

Worldwide the largest selection for the processing of band saws. From automatic machines up to 6-axes-driven machines, ISELI leaves nothing to be desired.



Technologies for circular saws

ISELI sets new standards for carbide-tipped circular saws with the world's first fully automatic circular saw sharpening machine, which does all grinding processes (face, back, chip breaker and flanks) in one only operation.



Technologies for gang saws

In 2012, ISELI started a new trend with the gang saw machine type GS 4. Optimize your business processes with new services!

With annual innovations and developments ISELI pursues ambitious targets.

bc 035

Machine for automatic profile sharpening of band saw blades controlled with 2 CNC axes in wet grinding more efficiency and profitability coupled with proven Swiss quality and functionality



Specifications

Basic information:

Tooth pitch	10 – 100 mm
Tooth height	max. 30 mm
Front rake angle	0° - 35°
Tooth shapes	programmable

Grinding wheel:

Bore diameter	32 mm
Outer diameter bakelite	350 mm
Peripheral speed	programmable

Band saw blades:

Blade width (Standard)	75 - 360 mm
Blade width (Optional)	25 - 360 mm
Blade length (Standard)	from 5600 mm
Blade length (Standard)	from 5200 mm

Power requirements:

Standard Voltage	400 V 3 Ph. N
Connected load	4.2 kVA

Air supply:

Compressed air supply	6 bar
-----------------------	-------


Shipping information:

Dimension of packing	240 x 160 x 200
Net weight	1250 kg
Gross weight	1550 kg

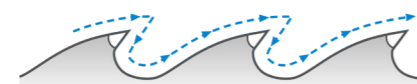
Subject to alteration in design for technical advancement.

Special executions on request.

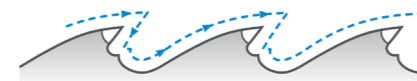
Certificate ISO 9001



Grinding programmes



Grinding programme for standard toothing



Grinding programme for winter toothing



Grinding programme for vario toothing

ISELI designed grinding machines and solutions fulfil the requirements for the highest precision.

The profil grinding machine of type bc 035 impresses in daily use. The machine is very easy to operate and has an excellent accessibility. Thanks to continuous development, the machine impresses with their durability and extreme precision.

The synergy of advanced electronics coupled with proven, durable components and the usual quality of ISELI guarantees high functionality and excellent cost-performance ratio.

The most important features

- Our band saw blade grinding machine bc 035 has a robust steel design with a fully enclosed protection hood. Two CNC axes control tooth feed and grinding stroke, eliminating the need for cams.
- Optional automatic dressing of corundum and bakelite grinding wheels ensures precision profile grinding.
- CNC-axes and engine room neatly apart from the grinding-room. The optimal accessibility of the maintenance elements and the separation between the machine area and working area make service and maintenance quicker and easier.
- Excellent surface finish when using CBN grinding-wheels as well as bakelite grinding-wheels for wet grinding. The standard machine is equipped with a large bakelite grinding-wheel of 350 mm of diameter.
- The use of proven components and Aggregates as well as in-process quality control are the basis for operational safety, optimum work results and durability.
- Pneumatic saw blade clamping.
- 1 set of lateral and backward blade supports are integrated in the standard machine.
- The grinding-wheel peripheral speed can be adjusted.
- Operation of the machine by use of a touch screen monitor. The Conception and design of the machine are very operator friendly. That means short programming times, rapid familiarisation and flexible deployment of operating personnel at short notice.
- The optional tooth shape management programme enables the operator to grind every conceivable tooth. ISELI is providing an outstanding range of solutions and accessories designed using our unique experience and know-how of engineering and software development. .
- The latest CE-regulations are completely observed. The electrical equipment corresponds with IEC-60204-1 standards.